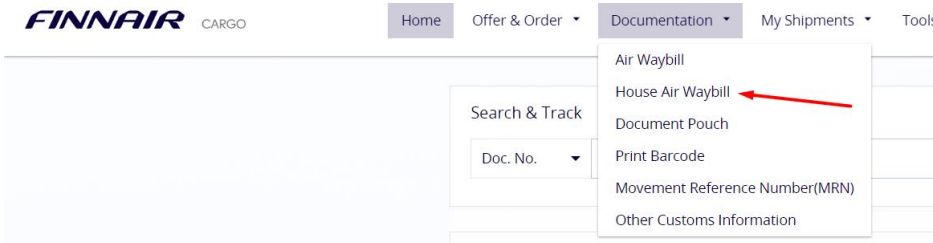


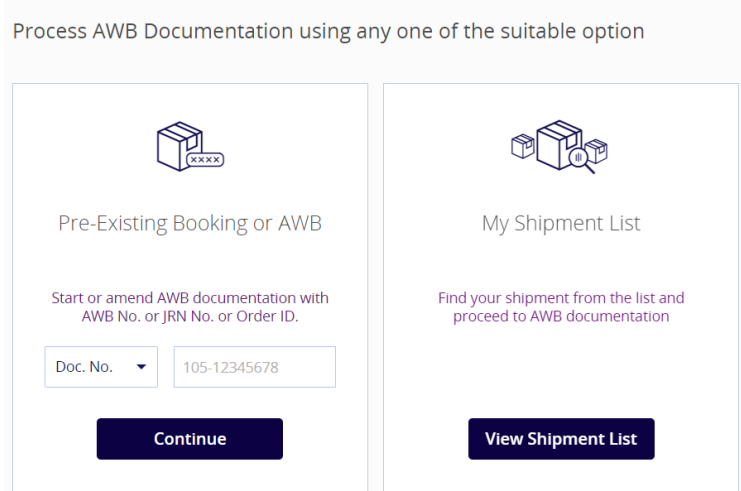


# How to add HCC/HS codes for HAWB in Finnair Online

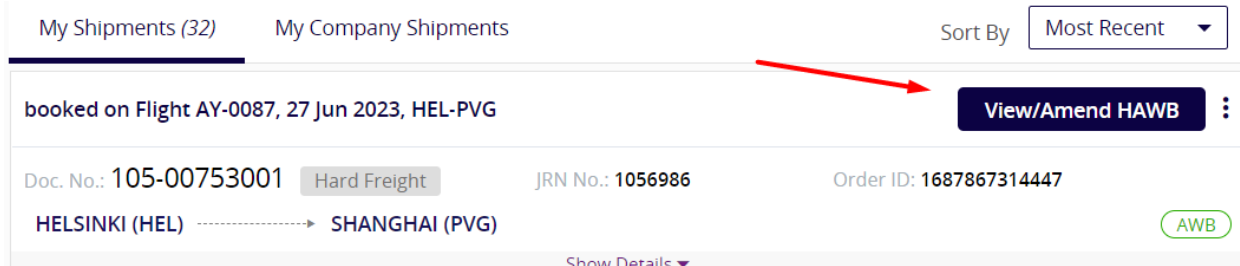
## 1. Login to Finnair Online and select Documentation -> House Air Waybill:



## 2. Search your AWB using two below options:



## 3. Select View/Amend HAWB:







#### 4. Select "Assigned HAWB" tab and push pencil icon:

Total HAWB	Total HAWB Pieces/ Total MAWB Pieces	Total HAWB Weight/ Total MAWB Weight	Total SLAC
2	10/10	10/10	



New HAWB **Assigned HAWB 2** Tagged HAWB Stray HAWB Format Errors

Sort By  Search HAWB

Send


hawb01  

HELSINKI (HEL) -----> SHANGHAI (PVG)  
Created On: 15:05 Hrs, Tue, 27 Jun 2023  
[Show Details](#)

hawb02  

HELSINKI (HEL) -----> SHANGHAI (PVG)  
Created On: 15:05 Hrs, Tue, 27 Jun 2023  
[Show Details](#)

#### 5. Push "More Details" arrow and add the needed HCC/HS codes for HAWB:

**More Details** 

Harmonised Commodity Code (Optional)

HCC code should be minimum 6 and maximum 18 alpha numeric values

1231233	123123
123123	123123

#### 7. To save HAWB details push "Submit HAWB" button:

