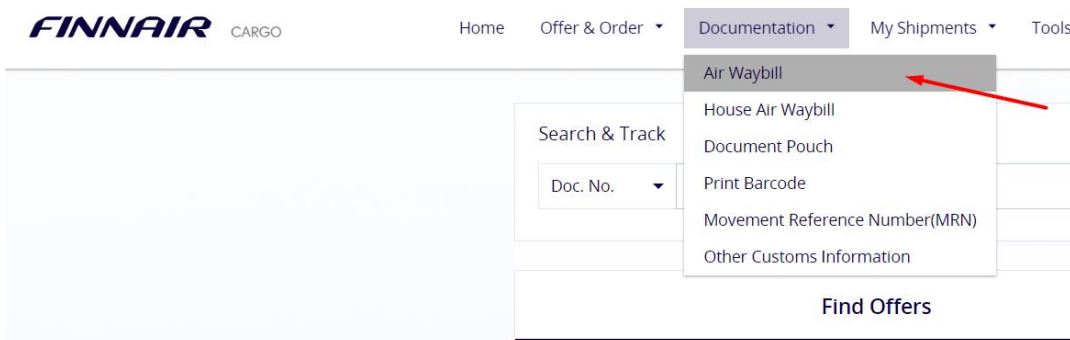


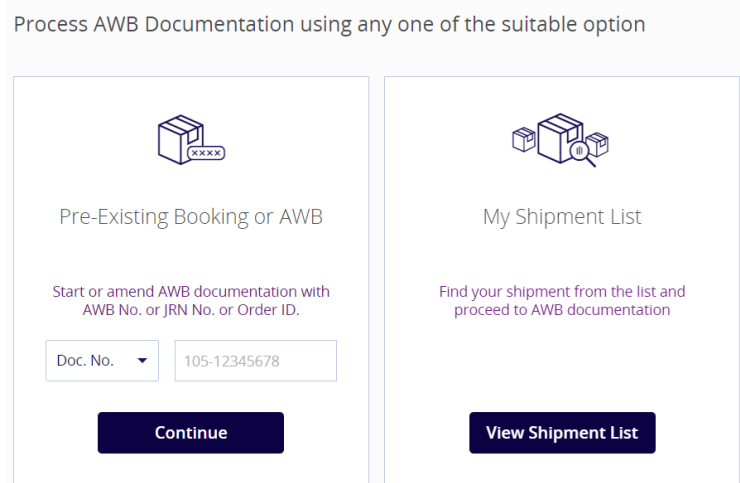


How to add HCC/HS codes for MAWB in Finnair Online

1. Login to Finnair Online, and select Documentation -> Air Waybill:



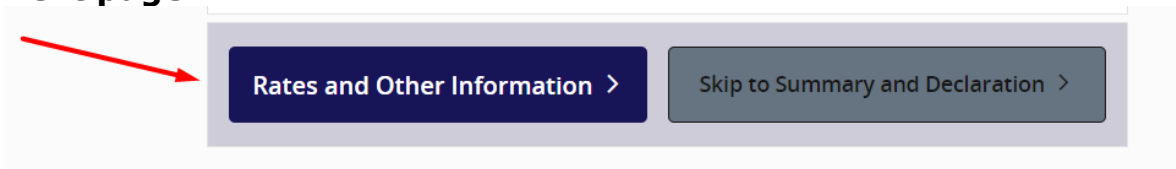
2. Search your AWB using two below options:



3. Select Amend AWB:



4. At bottom of the page push "Rates and Other Information" to jump to the next page:





5. Push "Add Harmonized Commodity Code" and add the needed HCC/HS codes:

10	10	1	Select
Rate Class	Commodity Item No.	SLAC	Nature of Goods
Q		0	CONSOL
Add More Information About Your Goods v			
Add Harmonized Commodity Code ^			
HCC code should be minimum 6 and maximum 18 alpha numeric values			
213123		123123	
132414		21341	

7. To save go to next page using "Summary and Declaration" button:

[< Shipment and Flight Information](#) [Summary and Declaration >](#)

8. At bottom of page tick "I Agree..." and push "Submit AWB" to save HCC/HS codes:

I agree to the Air Waybill
Please click here to view the Terms & Conditions.

[< Rates and Other Information](#) [Submit AWB](#)