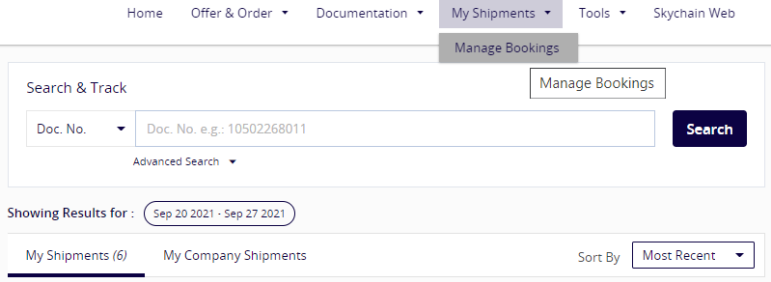
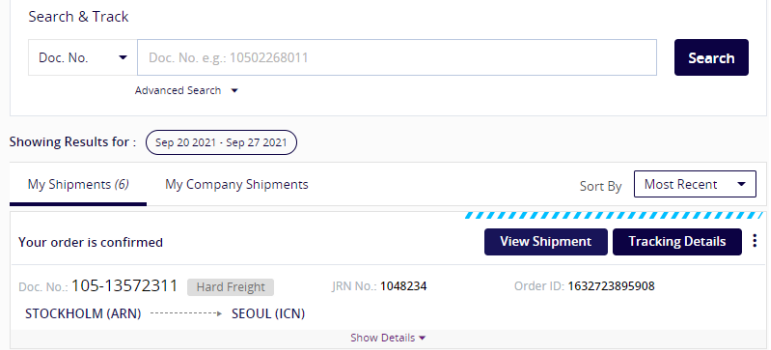
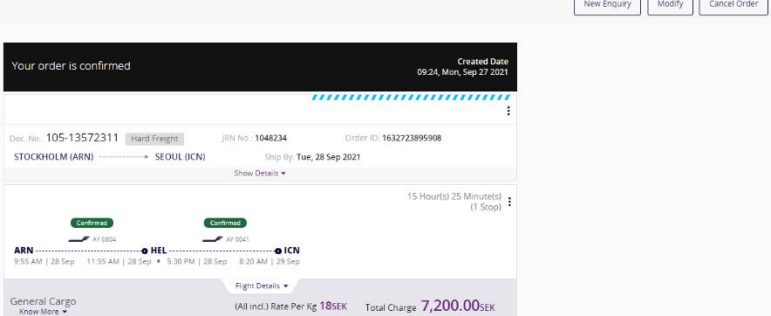
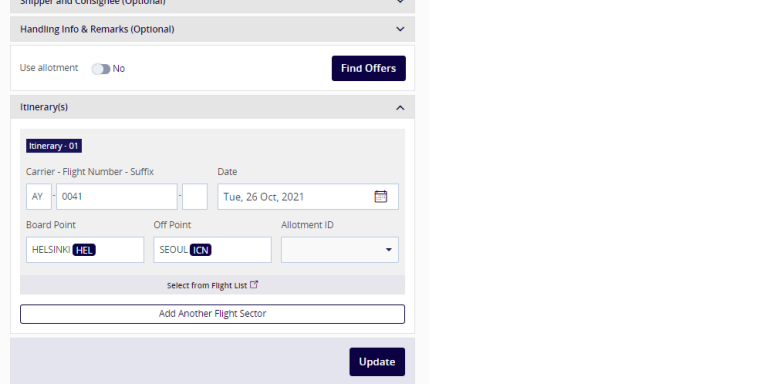




# How to update booking in Finnair Cargo Online service?

<p>1. In order to update booking, go to <b>"My Shipments and Manage Bookings"</b>.</p>	
<p>2. You may search by awb-number, more advanced search, or by selecting <b>"View Shipment"</b> on desired shipment.</p>	
<p>3. Then choose from the righthand side <b>"New Enquiry"</b> in case you want to complete a new booking, <b>"Modify"</b> for making changes to the existing booking, or <b>"Cancel Order"</b> in case you want to cancel the booking.</p>	
<p>4. When updating a booking:</p> <ol style="list-style-type: none"><li>If there is a need to change the flight, select <b>"Find Offers"</b>.</li><li>In case no need to change the flight (e.g. if you are updating the final shipment size), select <b>"Update"</b>.</li></ol>	



***FINNAIR***